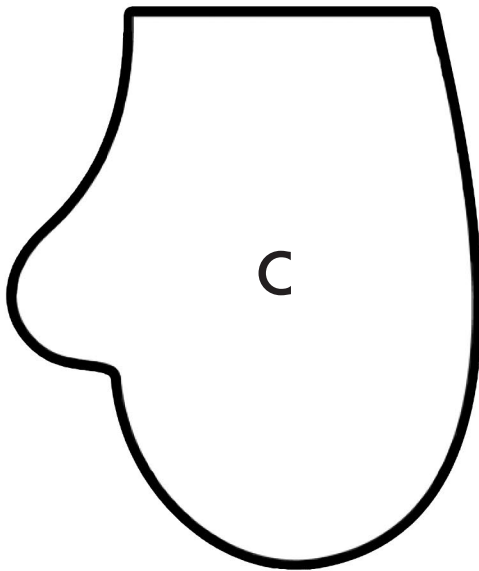




Felt Templates for Poinsettia & Mitten



a: red poinsettia petals (cut out 2)
b: green poinsettia leaves (cut out 1)
c: mitten (cut out 2)

After printing these templates, cut them out and trace the shapes onto freezer paper with a pen or marker. You can iron the freezer paper (shiny side down) on the felt to make cutting the felt easier. Peel off the template and reuse when done!

© **ZEST** Digital Magazine

design by zestdigitalmag.com
please enjoy for personal, non-commercial use.